

# GENTLE AND CARING FOR PATIENTS BOTH YOUNG AND OLD



## MINICOLLECT® Safety lancets

MiniCollect® safety lancets are intended for single use only. Depending on the lancet type, blade or needle, different penetration depths are available.

MiniCollect® safety lancets ensure enhanced safety when collecting capillary blood samples. Once the puncture has been performed by pressing the release mechanism, the blade/needle automatically retracts irreversibly into the plastic housing.

- / Safe and hygienic capillary blood collection
- / Greater precision for easy sample collection
- / Clear colour coding of the different types
- / Ergonomic design for easier handling
- / For a controlled penetration depth

### WIDE RANGE OF LANCET TYPES

Both lancet type (needle/ blade) and insertion depth can be identified by the colour.

### BLOOD SAMPLE VOLUME

... when using a safety lancet with needle:

- lavender lancet
- orange lancet

... when using a safety lancet with blade:

- pink lancet
- green lancet
- blue lancet








## PRODUCT OVERVIEW

FOR FURTHER INFORMATION AND/OR SAMPLE ORDERING  
PLEASE VISIT OUR WEBSITE OR CONTACT US.

### MiniCollect® safety lancets

sterile

Item No.	Colour code	Blade	Needle	Blade/needle size	Penetration depth	Inner / Outer [Qty.]
450427	 pink	X		1.5 mm	1 mm	200 / 2000
450428	 green	X		1.5 mm	1.5 mm	200 / 2000
450429	 blue	X		1.5 mm	2 mm	200 / 2000
450438	 lavender		X	28G	1.25 mm	200 / 2000
450439	 orange		X	23G	2.25 mm	200 / 2000

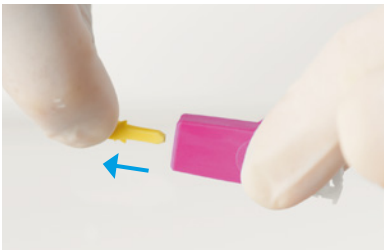
## RECOMMENDED HANDLING

Please observe the instructions for use at [www.gbo.com](http://www.gbo.com).



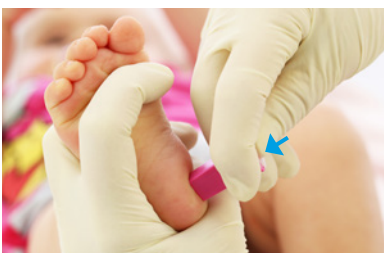
1

Pre-warm and disinfect the puncture site according to your internal guidelines.



2

Pull off the protective cover.



3

Position the lancet, press the release button downwards and then dispose of it.



4

Gently apply pressure to the surrounding tissue and discard the first drop of blood.