

making a difference



FOR YOUR MOST
PRECIOUS
SAMPLES

MINICOLLECT®

Capillary Blood
Collection System

A gentle way to collect small blood
samples for a wide range of analyses.



greiner
BIO-ONE

MiniCollect® is the ideal system
for collecting, transporting &
processing capillary blood.

The MiniCollect®
blood collection system
offers three collection
methods, allowing
droplets of blood to
be collected easily and
hygienically.

A GENTLE WAY TO COLLECT SMALL BLOOD SAMPLES

MiniCollect® offers a gentle way to collect small blood samples for a wide range of analyses. The system is perfectly suited for young children, geriatric patients, and patients with fragile veins.

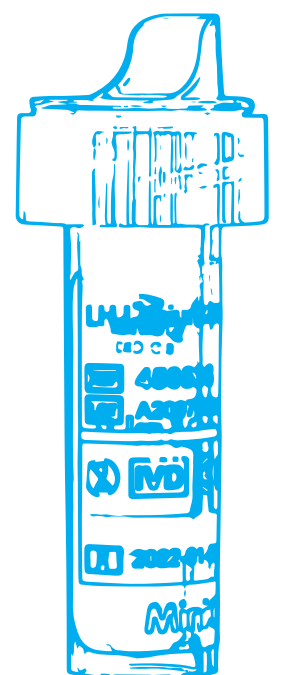
MiniCollect® is also effective in situations where venous blood collection proves particularly difficult or contraindicated. For those with delicate vein

conditions, patients who often have blood samples taken, or people with severe burns, capillary blood collection with the MiniCollect® system offers a great alternative to venous blood collection.

The MiniCollect® collection system offers three sample collection methods, ensuring your needs are met.

MINIMAL BLOOD VOLUME, MAXIMUM ANALYSIS

- / The capillary blood sample is increasingly popular as specimen material due to its simpler, less invasive sampling procedure.
- / Small blood volumes are sufficient to test a variety of parameters.
- / Capillary blood collection supports the Patient Blood Management approach: As little blood as possible, as much as necessary.
- / Capillary blood collection can be a promising alternative when venous blood collection is not possible.



STANDARD MINICOLLECT® CAPILLARY BLOOD COLLECTION SYSTEM

PLEASE
OBSERVE THE
INSTRUCTIONS
FOR USE
at www.gbo.com

Carrier tubes may be
used as adapters for
centrifugation

Spray-dried additive
coats the plastic tube's
inner wall

Label with area for
specimen identification



Unique cross-cut cap
makes sample collection
easy and hygienic

Two collection methods
available — funnel or coated
plastic capillary tube

- / Flexible rubber cap with cross-cut allows for sample collection without removing the cap.
- / Fill mark on tube (1mL) or label (<1mL) to indicate fill volume for correct blood-to-additive ratio.
- / Tubes and accessories are latex-free to minimize the risk of latex allergy and skin irritation.

RECOMMENDED HANDLING: STANDARD MINICOLLECT® SYSTEM

1

Select funnel **or** appropriate color-coded capillary **and** MiniCollect® tube for specimen to be collected. Insert funnel or capillary into cross-cut cap.

2

Prepare site and puncture skin. Using gentle pressure, form a blood drop at the incision site. Wipe away the first drop if appropriate. Begin collection when drop reforms.

3

Collection with funnel:
Holding the wing of the funnel inserted in the tube, transfer blood into the tube by touching the tip of the funnel to the surface of the blood drop. Gravity will facilitate blood flow into the tube.

Collection with capillary:
With the aid of the capillary, transfer the blood into the tube by touching the tip of the capillary to the surface of the blood drop. Capillary action and gravity will facilitate blood flow into the tube.

4

Continue collection until the tube is appropriately filled. If blood becomes lodged in the funnel or capillary, bring the tube to an upright position and tap on a hard surface.

5

Remove funnel or capillary and dispose in a biohazard container approved by your facility.

6

After removal of the capillary or funnel, the cross-cut in the cap will close automatically. The specimen should be adequately mixed by gently inverting the tube with cap in place.

MINICOLLECT® K2EDTA CAPILLARY BLOOD COLLECTION TUBE

The MiniCollect® K2EDTA tube offers an efficient and gentle way to collect capillary blood samples for hematology.

The K2EDTA tube also offers two fill volumes in one tube, simplifying sample processing and reducing logistical demands. The appropriate

blood-to-additive ratio is achieved by filling to either fill line or some volume in between.



Transparent labels and transport-safe caps.

Maximum visibility with transparent, color-coded labels.

An audible click indicates proper cap closure to ensure safe transport via pneumatic tube system.

MiniCollect® K2EDTA tubes are leakproof according to ISO 6710 Annex C.



Optimized collection, maximum efficiency.

Integrated scoop allows droplets of blood to be collected easily and eliminates the need for collection accessories.

The wide opening of the tube ensures efficient blood flow while the increased diameter minimizes adhesion to the wall of the tube and facilitates the mixing of the sample.



TWO VOLUMES, ONE TUBE

Combined filling volumes simplify sample processing.

PLEASE
OBSERVE THE
INSTRUCTIONS
FOR USE
at www.gbo.com

RECOMMENDED HANDLING MINICOLLECT® K2EDTA CAPILLARY TUBE

1



Prewarm and disinfect the puncture site.

2



Remove the cap.

3



Carry out the puncture and discard first drop of blood.

4



Collect the blood sample.

5



Close the tube with the original cap.

6



Immediately after collection, invert the tube gently.

MiniCollect® Complete can be labeled as a primary tube without the need to additionally label the inner capillary collection tube.

MINICOLLECT® K2EDTA MEETS CARRIER TUBE


MiniCollect® tubes can be inserted into a PREMIUM carrier tube. This combination corresponds to the dimensions of a standard 13 x 75mm tube.

With the MiniCollect® Complete version, which is already irreversibly assembled with the carrier tube, the advantages - particularly for automated analysis of the sample - are numerous.

The standardized tube size enables identification with standard tube label formats. MiniCollect® tubes in combination with carrier tubes can be processed in a standard centrifuge. The tubes have a pierceable cap whilst still closed and remain leakproof. It is not necessary to remove the cap before analysis, thus keeping the process simple and hygienic.

THE PERFECT COMBINATION

for your automated laboratory process.




SUITABLE FOR AUTOMATIC PROCESSING

On many analysis instruments, both venous and capillary blood samples can be analyzed in the same way.



NO EXTRA STEP BEFORE ANALYSIS

MiniCollect® Complete tubes are CLSI AUTO1-A-compliant. The tubes fit into 13 x 75 mm racks and are suitable for automated processing in the laboratory.



VALIDATED ON MANY LAB INSTRUMENTS

MiniCollect® Complete tubes are validated on multiple lab instruments.

AUTOMATION

WIDE RANGE OF SAFETY LANCETS

The MiniCollect® lancets are available with a wide range of puncture depths and blade sizes/needle gauges to ensure that the puncture wound can be kept as small as possible while achieving the targeted sample volume.

The safety mechanism ensures that the blade/needle is automatically retracted after the puncture and is safely enclosed within the plastic housing.



EASY IDENTIFICATION

Lancets are color-coded for easy identification of puncture depth and application.

In particular when dealing with our youngest patients, it is imperative that the procedure be as gentle as possible to avoid causing unnecessary anxiety.

The safety mechanism means that the blade/needle is hidden from view, allowing the blood collection to take place in a more relaxed atmosphere for all concerned.



A gentle and more relaxed experience for patients with needle phobia or generally inaccessible veins.



MiniCollect® PIXIE Heel Incision Safety Lancet

Ergonomic design and non-slip texture.

Activate by pressing down the safety tab to release locking mechanism.



MiniCollect® Lancelino Safety Lancet

Ergonomic, rounded design ensures a comfortable grip.

To activate, position on the puncture site and press.

PRODUCT OVERVIEW

shop.gbo.com

Find these and more products in our online shop

Standard MiniCollect® Tubes

Item No.	Volume range	Cap color	Additive	Tube size	Label type	Inner / Outer [Qty.]
450470	1mL	● red	CAT Serum Clot Activator	11 x 40 mm	paper	100 / 1,000
450472	0.8mL	● gold	CAT Serum Clot Activator w/Gel	11 x 40 mm	paper	100 / 1,000
450477	1mL	● green	Lithium Heparin	11 x 40 mm	paper	100 / 1,000
450479	0.8mL	● light green	Lithium Heparin w/Gel	11 x 40 mm	paper	100 / 1,000

Standard MiniCollect® Collection Accessories

Item No.	Description	Color code	Fill Volume	Inner / Outer [Qty.]
450421	Funnel			100 / 1,000
450431	Capillary for Serum	● red	80 µl	100 / 1,000
450436	Capillary for Lithium Heparin	● green	80 µl	100 / 1,000

Standard MiniCollect® Carrier Tubes

Item No.	Color code	Thread type	Tube size	Inner / Outer [Qty.]
450419	● amber	standard	13 x 75 mm	100 / 1,000
450420	○ transparent	standard	13 x 75 mm	100 / 1,000

MiniCollect® K2EDTA Complete

Pre-assembled with Carrier Tube 13x75 mm

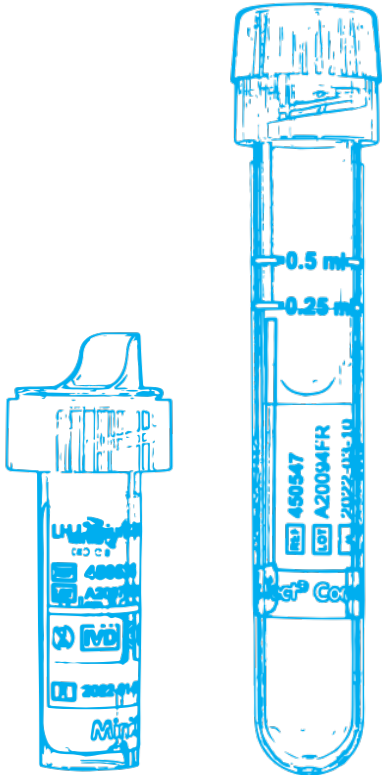
Item No.	Volume range	Cap color	Additive	Tube size	Label type	Inner / Outer [Qty.]
450547	0.25 - 0.5mL	● lavender	K2E K2EDTA	13 x 75 mm	transparent	500 / 2,000

MiniCollect® K2EDTA Tube

Item No.	Volume range	Cap color	Additive	Tube size	Label type	Inner / Outer [Qty.]
450532	0.25 - 0.5mL	● lavender	K2E K2EDTA	10 x 43 mm	transparent	500 / 2,000

MiniCollect® K2EDTA Carrier Tube

Item No.	Color code	Thread type	Tube size	Inner / Outer [Qty.]
450417	○ transparent	PREMIUM	13 x 75 mm	100 / 500



MiniCollect® Lancelino Safety Lancets with Blade


Item No.	Color code	Blade Size	Penetration depth	Inner / Outer [Qty.]
450524US	● yellow	0.8mm	2 mm	200 / 2,000

MiniCollect® Lancelino Safety Lancets with Needle

Item No.	Color code	Needle Size	Penetration depth	Inner / Outer [Qty.]
450520US	● light green	30G	1.2 mm	200 / 2,000
450522US	● blue	21G	1.8 mm	200 / 2,000

MiniCollect® PIXIE Heel Incision Safety Lancets

Item No.	Color code	Blade Size	Penetration depth	Inner / Outer [Qty.]
450525	● light green	1.40 mm	0.65 mm	50 / 200
450526	● orange	1.75 mm	0.85 mm	50 / 200
450527	● yellow	2.50 mm	1 mm	50 / 200



FOR DIVERSE PATIENT GROUPS

The ideal system for patients with needle phobia, or in general inaccessible veins.



FOR A WIDE RANGE OF ANALYSES

Blood is a valuable resource, which should be treated with care. MiniCollect provides low volume tubes to support "Patient Blood Management".



IDEAL FOR COLLECTING, TRANSPORTING & PROCESSING SMALL BLOOD SAMPLES

MiniCollect® tubes are available with a volume of 0.25 to 1 ml and with a range of additives.

ADVANTAGES

making a difference

www.gbo.com

GREINER BIO-ONE NORTH AMERICA

PHONE 888 286 3883
FAX 800 726 0052
E-MAIL office@us.gbo.com



SHOP THE MINICollect® SYSTEM ONLINE.
ACCESS MORE PRODUCT INFORMATION, CONNECT
WITH OUR EXPERT TEAM OR PLACE AN ORDER.



This product information is addressed exclusively to healthcare professionals. Devices of Greiner Bio-One are to be used by properly trained healthcare professionals only in accordance with the relevant Instructions for Use (IFU). For a listing of indications, contraindications, precautions and warnings, please refer to the Instructions for Use which accompanies each product or is available for download from our website at www.gbo.com (Download Center). For more information contact your local Greiner Bio-One sales representative or visit our website.

All information is provided without guarantee despite careful processing. Any liability, warranty or guarantee of Greiner Bio-One GmbH is excluded. All rights, errors and changes are reserved. If not stated otherwise, Greiner Bio-One GmbH has all copyrights and/or other (user-)rights in this documents, in particular to signs such as the mentioned (word-picture-)brands and logos. Any use, duplication or any other use of the rights of Greiner Bio-One GmbH is expressly prohibited.
Media owner: Greiner Bio-One GmbH / **Manufacturer:** [Samson Druck GmbH / 5581 St. Margarethen]

L0633001R6


greiner
BIO-ONE