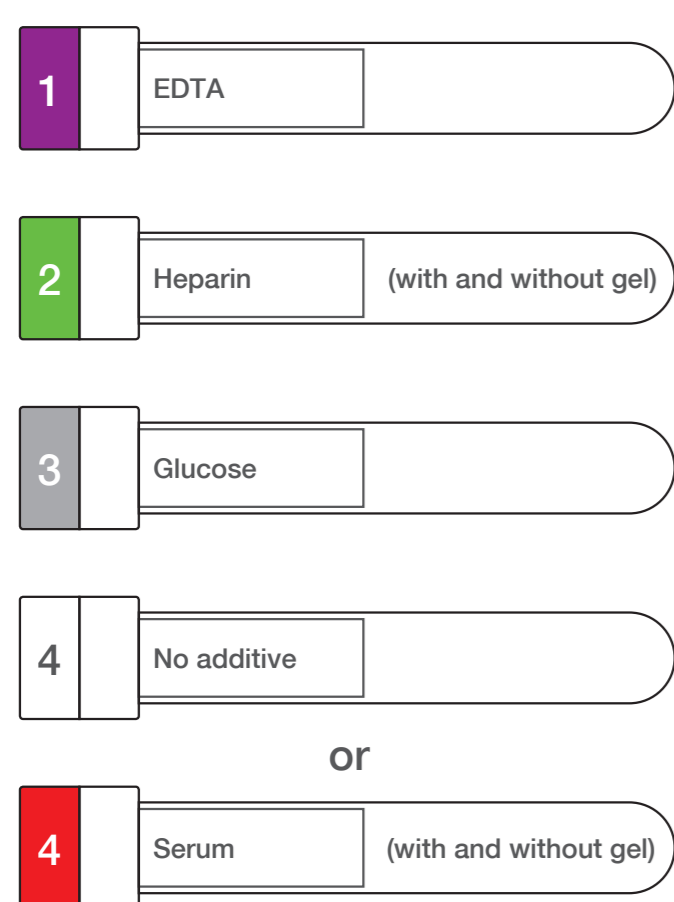


# Instructions for Use

## MiniCollect® Capillary Blood Collection System

### MiniCollect® Order of Draw

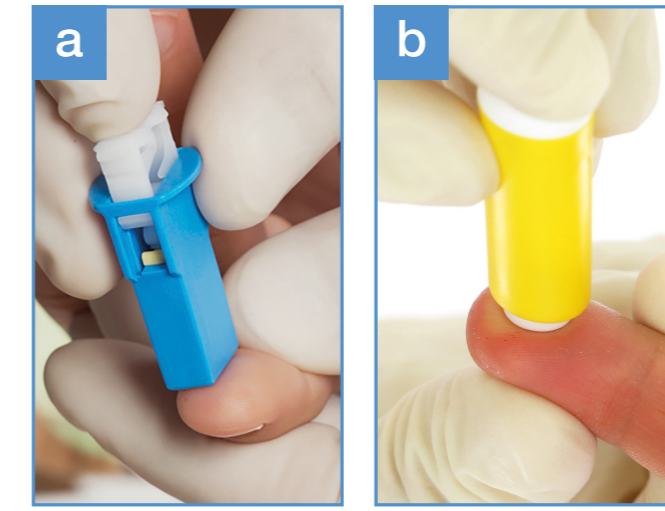
Sequence of collection:



**1** It is recommended to warm the puncture site. Subsequently the puncture site is to be disinfected appropriately.



**2** The ribbed area around the tube top indicates the cap opening location. Remove the cap by applying gentle pressure on the cap in an upward direction.



**3** Position the safety lancet (a) or Lancelino safety lancet (b) across the run of the epidermal ridges and carry out the puncture.



**4** Gently apply pressure to the surrounding tissue. Discard first drop of blood.



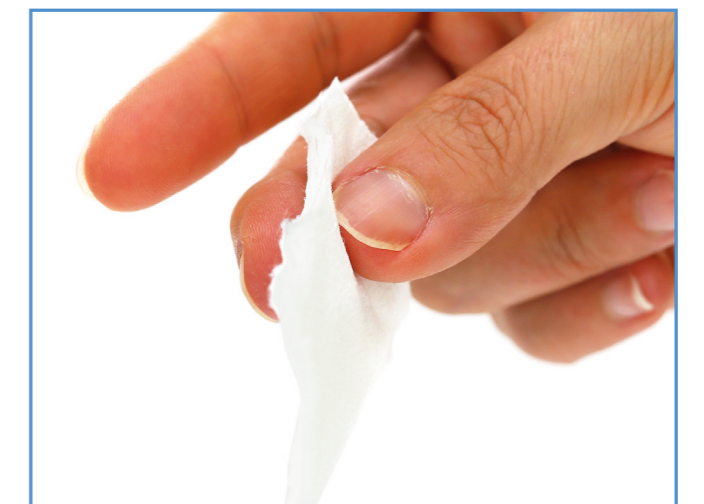
**5** The drop of blood should drop easily from the scoop and flow down the tube walls. The puncture site is to be held in a downward position.



**6** Close the tube with the original cap. An audible "click" indicates correct closure.



**7** Immediately after collection, invert the tube gently several times.



**8** Apply pressure to the puncture site.

### Additional: MiniCollect® Coagulation Tube

Please note that the **MiniCollect®** coagulation tube is intended only for use with **venous blood**.



**1** Remove the tube cap.



**2** Transfer venous blood into the tube.



**3** Close the tube with the original cap.



**4** Immediately after collection, invert the tube gently several times.



**5** If required, the tube can be inserted into a 13x75 carrier tube.

### MiniCollect® Safety Lancets / Lancelino Safety Lancets

#### Wide range of safety lancets

The volume of blood depends on the length of the lancet and is marked with blood drops.

#### Safety Lancets with needle

Safety Lancet, lavender, 28G, penetration depth 1.25 mm



Safety Lancet, orange, 23 G, penetration depth 2.25 mm



#### Safety Lancets with blade

Safety Lancet, pink, penetration depth 1 mm



Safety Lancet, green, penetration depth 1.5 mm



Safety Lancet, blue, penetration depth 2 mm



#### Lancelino Safety Lancets with needle (sterile)

Safety Lancet light green, 30G, penetration depth 1.2 mm



Safety Lancet lavender, 25G, penetration depth 1.5 mm



Safety Lancet blue, 21G, penetration depth 1.8 mm



Safety Lancet green, 21G, penetration depth 2.4 mm



#### Lancelino Safety Lancets with blade (sterile)

Safety Lancet yellow, 0.8 mm, penetration depth 2 mm



For the complete handling recommendation please refer to the Instructions for Use on [www.gbo.com](http://www.gbo.com).

Note: Always follow your facility's protocol for order of draw. Legal Disclaimer: The information contained in this document is the view of the authors and does not imply a formal endorsement on the part of Greiner Bio-One (or the outside organizations that employ the authors). It is provided for information purposes only and does not constitute medical advice nor is it intended or recommended as a substitute for professional medical advice. The information contained in this document is not a substitute for informed judgment and the reader shall be solely responsible for decisions that may arise in whole or in part from the use of or reliance upon information contained in the document. To the extent permitted by applicable law, neither Greiner Bio-One nor the authors shall be liable for any decision made, action taken or inaction in reliance on the information, statements, evaluations or recommendations set forth in this document.