

## MiniCollect® Lancelino Safety Lancets Instructions for Use

### Intended Use

**MiniCollect®** Lancelino Safety Lancets are designed for use in the daily capillary blood collection routine when delegated by a qualified practitioner. They are for single-use only and should only be used by adequately trained healthcare personnel in accordance with these instructions.

### Product Description

**MiniCollect®** Lancelino Safety Lancets are sterile, single-use, contact-activated devices for skin puncture. The device consists of a stainless steel needle/blade in a plastic housing and retracts automatically and permanently after puncture.

### Precautions/Cautions

- Please refer to the policies and procedures of your facility with regard to handling of **MiniCollect®** Lancelino Safety Lancets.
- HBV, HCV, HIV and other infectious diseases can be transmitted through contact with biological samples. In the event of exposure to biological samples, ensure that appropriate medical attention is obtained.
- Discard all **MiniCollect®** Lancelino Safety Lancets in biohazard containers approved for their disposal.
- Wear disposable gloves during skin puncture and when handling blood collection tubes to minimize exposure hazard.
- Do not use **MiniCollect®** Lancelino Safety Lancets after their expiry date.
- The protective cap is a single sterile barrier system. Do not use if protective tab has been damaged or unintentionally removed.
- Do not reuse **MiniCollect®** Lancelino Safety Lancets. Reuse of the product may cause harmful infections or injury.
- Lancets with a puncture depth greater than 2 mm are not recommended for the use on children less than one-year old.
- **MiniCollect®** Lancelino Safety Lancets are not recommended for heel-sticks.
- Only applicable for member states of the European Union: Should any serious incidents occur in relation to the product, these must be reported to the manufacturer and the competent authority in the member state, in which the user/patient is established.
- Only applicable for Saudi Arabia: Should any serious incidents occur in relation to the product, these must be reported to the manufacturer and the Saudi Food and Drug Authority (SFDA).

### Storage

Recommended storage temperature: 4-36°C (40-97°F). Store in a dry place, away from direct or excessive heat.

**NOTE:** Avoid exposure to direct sunlight.

### Handling


READ THIS ENTIRE DOCUMENT BEFORE PERFORMING SKIN PUNCTURE

#### Equipment required for specimen collection.

Be sure that the following materials are readily accessible before performing skin puncture:

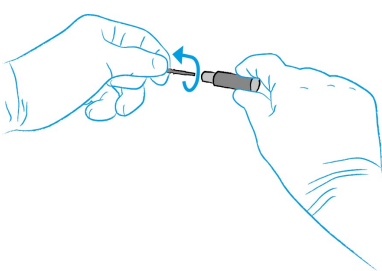
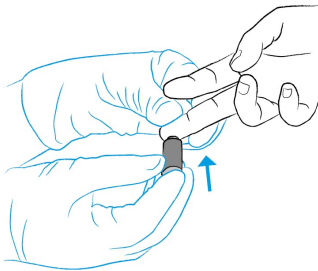

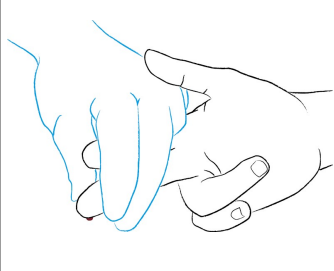
- All necessary **MiniCollect®** tubes, identified for size, draw and additive or other necessary collection containers. **NOTE:** **MiniCollect®** 9NC Coagulation tubes are only used for venous blood collection. These tubes are not available in the US
- Disposable gloves and personal protective equipment.
- Labels for positive patient identification of samples.
- Alcohol swab for cleansing site.
- Adhesive plaster or bandage.
- Sharp disposal container for safe disposal for used material.

The **MiniCollect®** Lancelino Safety Lancet version should be selected based on the patient's tissue thickness and volume of blood required.

Colour	Needle or blade size / length	Achievable blood volume
Light green (needle)	30G / 1.2mm	
Purple (needle)	25G / 1.5mm	
Blue (needle)	21G / 1.8mm	
Green (needle)	21G / 2.4mm	
Yellow (blade)	0.8mm / 2mm	















A warm, moist towel (or other warming devices) at a temperature not higher than 42°C (108°F) may be used to cover the site for 3 to 5 minutes.

**1** Prepare puncture site with appropriate antiseptic. After cleansing the skin puncture site, allow the area to air dry, so the antiseptic action of the alcohol can take effect. Residual alcohol causes rapid haemolysis, can have adverse effects on test results, and will cause discomfort (stinging) to the patient.

			
<b>2</b> Hold the Lancet firmly between the fingers and remove the protective tab by twisting and pulling.	<b>3</b> Hold the puncture site firmly to prevent sudden movement and position the lancet above it.  <b>NOTE:</b> <b>MiniCollect®</b> Lancelino Safety Lancet are not recommended for heel-sticks.  Then gently press the lancet against the puncture site until it activates.	<b>4</b> Immediately after the puncture, remove the lancet in one upward motion and discard it into an appropriate sharps container.	<b>5</b> It is recommended to wipe away the first drop of blood with a gauze pad, since it is most likely to contain excess tissue fluid. Gently apply intermittent pressure to the surrounding tissue. Strong repetitive pressure (milking) <b>must</b> be avoided, as it may result in haemolysis or tissue-fluid contamination of the specimen.

**NOTE:** Please use these instructions in conjunction with the **MiniCollect®** Capillary Blood Collection Instructions for Use, if necessary.

#### Label Information

	Manufacturer		Sterilized using irradiation		Single sterile barrier system with protective packaging outside
	Use-by date		Do not re-use		Medical device
	Batch code		Consult instructions for use		Keep away from sunlight
	Catalogue number		Date of manufacture		Authorized representative in Switzerland
	Temperature limit		Caution		

#### Literature:

CLSI. *Collection of Capillary Blood Specimens*. 7<sup>th</sup> ed. CLSI standard GP42. Clinical and Laboratory Standards Institute; 2020.



Greiner Bio-One GmbH  
Bad Haller Str. 32  
4550 Kremsmünster  
Austria

Production location:  
HTL-STREFA S.A., 95-035 Ozorków,  
7 Adamówek St., Poland  
Made in Poland

[www.gbo.com/preanalytics](http://www.gbo.com/preanalytics)  
[office@at.gbo.com](mailto:office@at.gbo.com)  
Phone +43 7563 6791

Distributed by Greiner Bio-One GmbH, Austria



Greiner Bio-One Vacuette Schweiz GmbH  
St. Leonhardstraße 39  
9000 St. Gallen  
Switzerland