

Instructions for use

Only applicable for the following item number: 450241

Intended Use

The HOLDEX® Single-Use Holder PP is for use in venous blood collection procedures in combination with blood collection devices with a female luer port.

Product description

A sterile, single-use, disposable plastic holder with an off-centre male luer connector at the top of the holder. A stainless steel needle with a sleeve is bonded to the inside of the holder to facilitate blood draw by puncturing the cap of an attached blood collection device.

Handling

1. Carefully open the packaging.
2. Grasp the holder in one hand and attach the male luer located at the top of the holder to the female luer of the chosen collection accessory. Make sure it is securely attached.
3. Carry out blood collection in accordance with your facility's policy.
4. After blood collection, dispose as described below.

Storage

Store holder at 4–25°C (40–77°F)

NOTE: Avoid exposure to direct sunlight. Exceeding the maximum recommended storage temperature may lead to impairment of the holder.









Precautions/Cautions

- The device will perform as intended when the instructions are followed accordingly.
- Always refer to the instructions for use for each individual accessory.
- Always wear gloves during a blood draw while using this device.
- Examine individual packaging for integrity prior to use. If the packaging has been broken, do not use.
- For single-use on a single patient only. Do not re-use because of the risk of harmful infections!
- Keep hands behind a needle at all times during use and disposal.
- Never touch the inside of the holder.
- Never recap a needle. The use of safety accessories is recommended.
- Always check that tubes are filled correctly when using an evacuated blood collection system.
- During blood collection, always hold the blood collection tube in place by pressing the tube with the thumb or finger to prevent kick-back and to ensure complete vacuum draw.
- The product is to be used by appropriately trained healthcare professionals only in accordance with these instructions.

Disposal

The general hygiene guidelines and legal regulations for the proper disposal of infectious material should be considered and followed. After use, dispose of the holder and all single-use accessories together in suitable biohazard disposal containers.

Label information

	Manufacturer		Temperature limit
	Use-by date		Do not re-use
	Batch code		Consult instructions for use
	Catalogue number	Rx Only (USA)	Prescription Device
	Sterilized using irradiation		

Caution: U.S. Federal Law restricts this device to sale by or on the order of a physician.