

# FORUM

TECHNICAL NOTES & APPLICATIONS FOR LABORATORY WORK

## SEALERS FOR MICROPLATES AND THEIR AREAS OF APPLICATION IN MOLECULAR BIOLOGY AND CELL CULTURE

### 1/ INTRODUCTION

Tightly sealed microplates are a basic prerequisite for their use in molecular biology, high-throughput screening, or cell culture. At present, three different sealing methods are commonly used:

1. Heat sealing of microplates
2. Sealing of microplates with CapMats
3. Adhesive sealers for microplates

Heat sealing is the most widely used method, especially when sealing polypropylene storage plates for storing active substances in high-throughput screening. Heat sealing has the disadvantage that the microplates are ultimately destroyed by the sealing process and the high temperatures may reach samples contained within the wells, especially critical for temperature-sensitive samples or cells. In addition, Heat sealing requires the acquisition of an appropriate device, which may be comparatively expensive for small research groups.

### CONTENT

1. Introduction
2. Sealers available from Greiner Bio-One
3. Technical features and applications
4. Appendix
5. Ordering information

CapMats are also very popular for sealing microplates, especially in molecular biological applications such as PCR. The reuse of CapMats is widespread, but entails the risk of cross-contamination from carry-over of sample material. In order to avoid the disadvantages of heat sealing and CapMats, the use of adhesive sealers presents an interesting alternative.

## 2/ SEALERS AVAILABLE FROM GREINER BIO-ONE

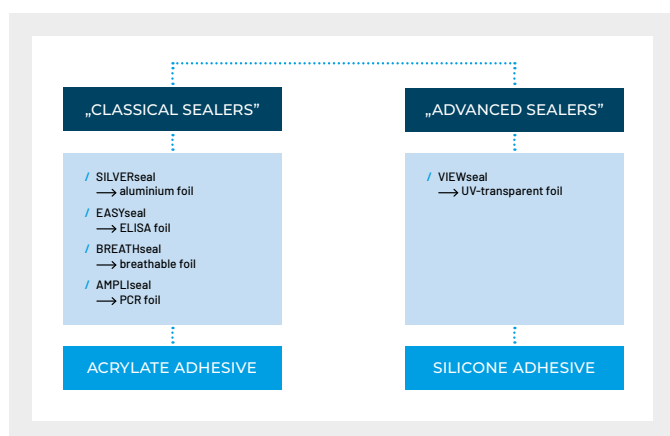


Figure 1: Classification of adhesive sealers

Greiner Bio-One supplies a full set of five different sealers that can be divided into two different classes on the basis of the adhesive used (Fig. 1). “Classical Sealers” such as SILVERseal, EASYseal, BREATHseal and AMPLIseal are coated with an acrylate adhesive. The “Advanced Sealer” VIEWseal is coated with a pressure-sensitive silicone adhesive.

**EASYseal** is the adhesive sealer for everyday laboratory coverage and protection requirements of microplates (e.g. in ELISA applications). Additionally, EASYseal is suitable for optical measurements in the visible wavelength range.

**SILVERseal** is a pierceable aluminium foil ideal for PCR applications and for sample storage. Thermally resistant to both heat (+110 °C) and cold (-70 °C), SILVERseal sealers remain flat when removed from their paper backing and are thus especially easily applied to all kinds of microplates.

**AMPLIseal** is a highly transparent sealer that demonstrates minimal autofluorescence, rendering it ideal for real-time PCR. The strongly adhering acrylate adhesive provides reliable sealing without interference with PCR or fluorescence measurements.

**VIEWseal** is a highly transparent sealer ideally suited for precise optical measurements and protein crystallisation. Characterised by an exceptionally high optical transparency even in the shorter wavelength range (<340 nm), VIEWseal also displays minimal autofluorescence. The silicone adhesive sticks only when pressure is applied to the film surface. Thus VIEWseal is easy to work with, even when wearing gloves (the sealer does not adhere to them). Substances in powder form and biological model organisms like *Drosophila melanogaster* or *Caenorhabditis elegans* also do not stick to vessels sealed with VIEWseal.

**BREATHseal** is a gas-permeable, pierceable foil ideal for cultivating bacteria, yeast or cells in microplates. BREATHseal consists of heat-sealed rayon fibres with a pore size from 10 to 50 µm. The pores are layered in such a way that the membrane acts as a filter, ensuring both reliable protection and optimal oxygen supply. All sealers are free of DNase, RNase, human DNA and are non-pyrogenic.

## 3/ TECHNICAL FEATURES AND APPLICATIONS

### EVAPORATION RATES

Sealing properties are crucial for the usage of sealers as vapour diffusion barrier. The evaporation rate of water at 60 °C in polypropylene microplates covered with adhesive sealers is shown in Fig. 2. After 20 h incubation at 60 °C the evaporation rate in microplates sealed with AMPLIseal and VIEWseal was less than 2 %, whereas sealing with EASYseal and SILVERseal resulted in approximately 5.5 % and 7.5 % evaporation, respectively.

For long-term storage of volatile substances it should be taken into account that sealers cannot provide a 100 % vapour diffusion barrier. After storage of polypropylene microplates filled with isopropanol over an eight week

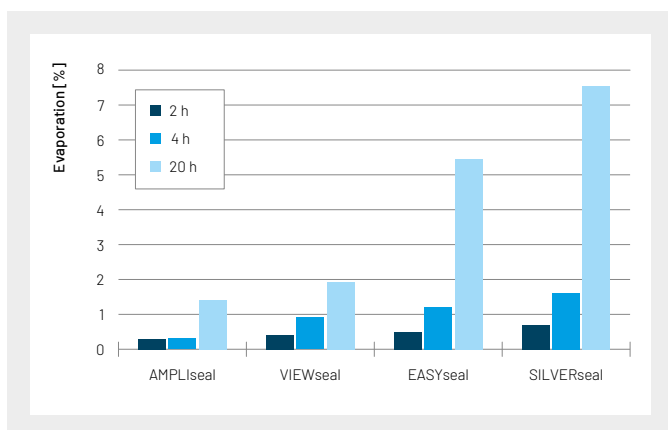


Figure 2: Evaporation rate in 96 well polypropylene microplates filled with water and incubated at 60 °C for 2 h, 4 h and 20 h, respectively.

period at room temperature, the evaporation rate for microplates sealed with SILVERseal and VIEWseal was approximately 10 % (Fig. 3), and AMPLIseal approximately 30 %.

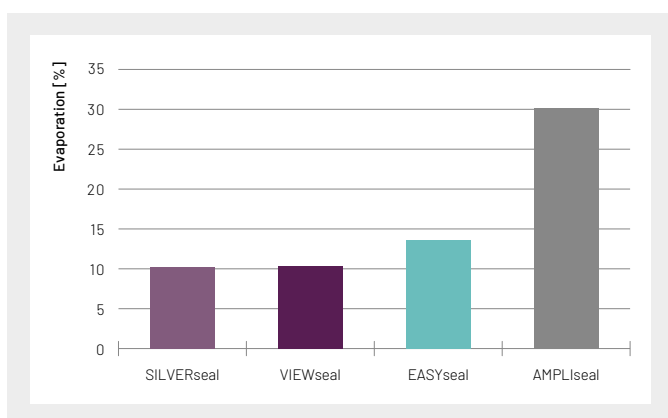


Figure 3: Evaporation rate in 96 well polypropylene microplates filled with isopropanol and stored for eight weeks at room temperature.

### OPTICAL PROPERTIES

VIEWseal and AMPLIseal feature a high optical transparency, even in the shorter wavelength range (Fig. 4), as well as a low level of autofluorescence (Fig. 5). Therefore both sealers are ideally qualified for applications with sensitive optical detection systems, such as real-time PCR or fluorescence measurements in high-throughput screening. With exceptionally low adsorption in the lower UV, VIEWseal is the best selection for DNA or protein measurements.

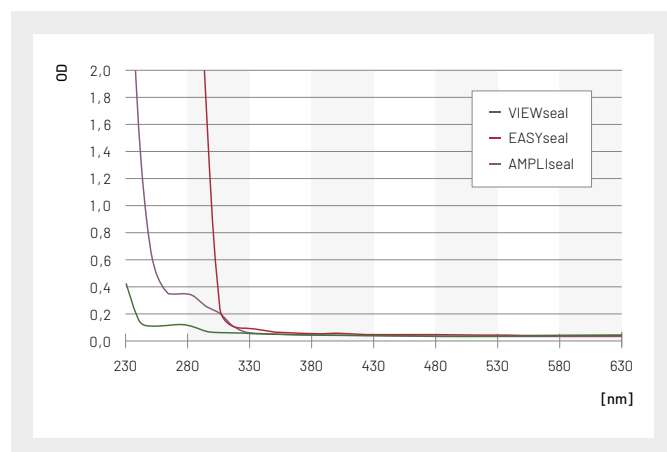


Figure 4: Light adsorption of VIEWseal, EASYseal and AMPLIseal

The superior optical and sealing properties of VIEWseal and AMPLIseal render them especially useful for protein crystallisation applications as well. Because the sealers are easily removed, crystals can be properly harvested without disturbing contents within the microplate wells.

AMPLIseal is characterised by a very low polarisation of light and therefore ideally suited for crystal detection with polarised light (Fig. 6). However, AMPLIseal is not resistant to some substances used for crystallisation screens, e.g. dioxane.

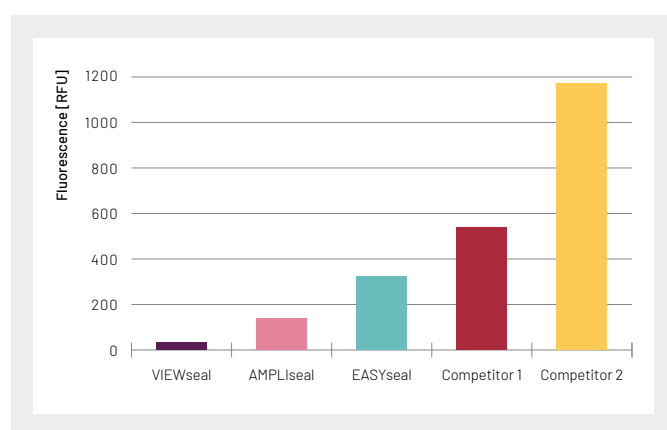


Figure 5: Autofluorescence of AMPLIseal compared to VIEWseal and other sealing films. The wavelength combination used (479 nm / 520 nm) corresponds to the excitation and emission maximum of SybrGreen.



Figure 6: Microscopic detection of protein crystals with polarised light through AMPLIseal

### CHEMICAL AND TEMPERATURE STABILITY

The chemical stability of sealers is a major quality criterion for many areas of application. For testing the chemical stability of the sealers, polypropylene microplates were filled with twelve different solvents, properly sealed and then turned upside-down. As a result the sealers were in direct contact with the solvents. After one week, the sealers were inspected visually (**Appendix, Tab. 2**). VIEWseal and SILVERseal are clearly superior to AMPLIseal and EASYseal with regard to chemical resistance. Due to its porous nature, BREATHseal was not included in this test.

Temperature stability is especially important for PCR applications and storage at low temperatures. SILVERseal, VIEWseal and AMPLIseal tolerate a wide temperature range (-70 °C to 100 °C) and are therefore appropriate for both PCR and sample storage at low temperatures (**Appendix, Tab. 3**). No significant differences were found with regard to yield and fragment sizes when sealed polypropylene microplates were compared to PCR products from classical thin wall vessels (**Fig. 7**).

For EASYseal -40 °C to 120 °C is the recommended temperature range. BREATHseal can be used from -80 °C to 60 °C; however, due to its porous structure increased evaporation must be taken into account, especially at higher temperatures.

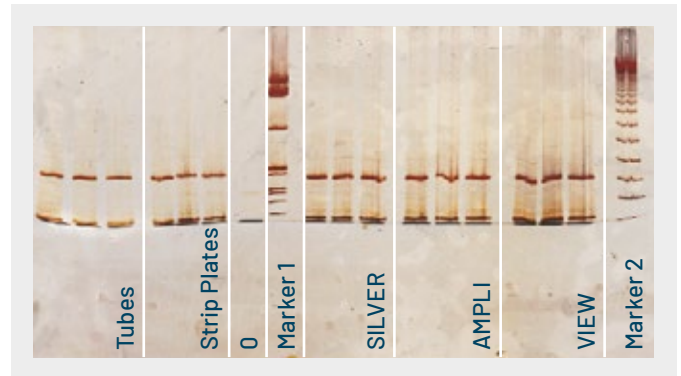


Figure 7: Comparison of PCR products from classical reaction vessels (tubes/strips) with PCR products from 96 well polypropylene microplates sealed with sealers

### CULTIVATION OF MICROORGANISMS IN MICROPLATES

In many research projects, bacteria, yeast or cells are cultivated in individual vessels such as test tubes, Erlenmeyer flasks or 50 ml centrifuge tubes. With increasing automation and an increasing number of samples to be processed, 96 well MASTERBLOCK® and even 384 well microplates came into focus. Essential for optimal growth, oxygen supply is limited in microplates closed with standard sealers or lids. As a gas-permeable sealer, BREATHseal ensures optimal oxygen supply to significantly improve cell growth (**Fig. 8**) and, at the same time, provide reliable protection against contamination. BREATHseal is additionally well-suited for the use of microplate shakers.

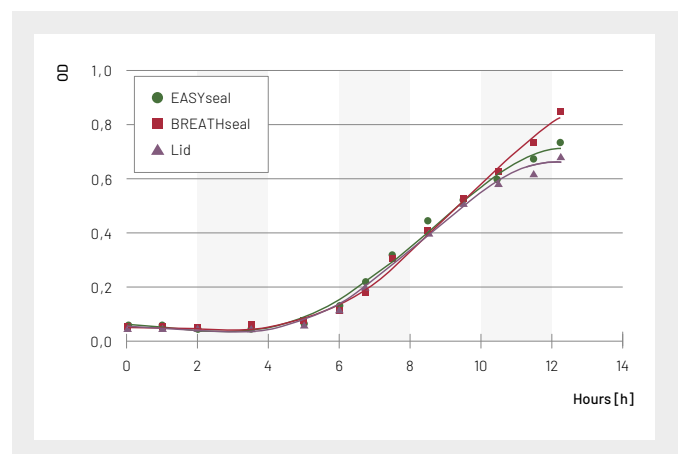


Figure 8: Growth of *Escherichia coli* at 37 °C in MASTERBLOCK® sealed with BREATHseal, EASYseal and lids

## 4/ APPENDIX

Application	SILVERseal	EASYseal	AMPLiseal	VIEWseal	BREATHseal
PCR	yes		yes	yes	
Real-time PCR			yes	yes	
Storage	-70 °C to 100 °C	-40 °C to +120 °C	-40 °C to +100 °C	-70 °C to 100 °C	-80 °C to +60 °C
Cultivation				yes <sup>1)</sup>	yes <sup>2)</sup>
Optical measurements		yes <sup>3)</sup>	yes <sup>4)</sup>	yes <sup>5)</sup>	
Protein crystallisation				yes <sup>7)</sup>	

Table 1: Applications

- 1) Non-sticky
- 2) Gas-permeable
- 3) Standard optical measurements in the visible wavelength range
- 4) Highly transparent, for precise optical measurements, fluorescence measurements
- 5) Highly transparent, for precise optical measurements, fluorescence measurements, measurements in the lower UV
- 6) Not resistant to some substances used for crystallisation screens, e.g. dioxane
- 7) Slightly birefringent

This table can only be used as an orientation aid, since the behaviour of the product depends on the respective application. Tests under practical conditions are absolutely essential in many cases.

Chemicals	EASYseal (Item No. 676001)	VIEWseal (Item No. 676070)	AMPLiseal (Item No. 676040)	SILVERseal (Item No. 676090)
Acetone	1	4	4	3
Acetonitrile	1	3	4	1
Acetic acid 1 %	1	1	4	3
Glacial acetic acid	3	3	4	3
Chloroform	3	4	4	4
DMSO	1	3	3	1
Ethanol	3	1	1	1
H <sub>2</sub> SO <sub>4</sub> 0.5 M	1	1	1	1
HCl 32 %	3	1	3	4
Isopropanol	1	1	1	1
Methanol	3	1	4	1
Phenol	4	3	4	3

Table 2: Chemical stability of the sealers

- 1 = Stable = no visible change in the sealer after one week's incubation.  
 3 = Moderately stable = after one week, optical and physical changes in the sealer (clouding tears on removal).  
 4 = Unstable = adhesive and foil are dissolved, wells not leak-tight

This table can only be used as an orientation aid for the suitability of the respective sealers, since their behaviour against chemicals depends on the respective application. Tests under practical conditions are absolutely essential in many cases.

Product	Temperature stability
EASYseal	-40 °C to + 120 °C
VIEWseal	-70 °C to + 100 °C
AMPLIseal	-80 °C to + 110 °C
SILVERseal	-70 °C to + 100 °C
BREATHseal	n.a. / Evaporation rate 4200 g H <sub>2</sub> O/m <sup>2</sup> in 24 h

**Table 3: Temperature stability**

This table can basically be used as an orientation aid for the temperature suitability of the respective sealers, since the behaviour of the product depends on the respective application. Tests under practical conditions are absolutely essential in many cases.

## 5/ ORDERING INFORMATION

### Sealers

Item no.	Description	Feature	Pierceable	Sterile	Qty. inner / outer
676001	EASYseal	clear			100 / 2,000
676090	SILVERseal	aluminium foil	yes		100 / 1,200
676070	VIEWseal	clear			100 / 1,200
676040	AMPLIseal	clear			100 / 2,000
676050	BREATHseal	gas permeable			50 / 2,500
676051	BREATHseal	gas permeable		+	50 / 500

Devices of Greiner Bio-One are to be used by properly qualified persons only in accordance with the relevant Instructions for Use (IFU), where applicable. For more information contact your local Greiner Bio-One sales representative or visit our website ([www.gbo.com](http://www.gbo.com)). All information is provided without guarantee despite careful processing. Any liability, warranty or guarantee of Greiner Bio-One GmbH is excluded. All rights, errors and changes are reserved. If not stated otherwise, Greiner Bio-One GmbH has all copyrights and/or other (user-)rights in this documents, in particular to signs such as the mentioned (word-picture-)brands and logos. Any use, duplication or any other use of the rights of Greiner Bio-One GmbH is expressly prohibited. Media owner: Greiner Bio-One GmbH / Represented by Managing Directors Jakob Breuer and Heinz Schmid. The company is registered in the Commercial Register at the first instance court in Stuttgart, HRB 224604 / VAT Number: DE812585719.



**Greiner Bio-One GmbH** Frickenhausen, Germany  
**PHONE** +49 7022 948-0 / **FAX** +49 7022 948-514 / **E-MAIL** [info@de.gbo.com](mailto:info@de.gbo.com)  
**Greiner Bio-One is a global player.**  
 Find the contact details of your local partner on our website.



**greiner**  
 BIO-ONE